
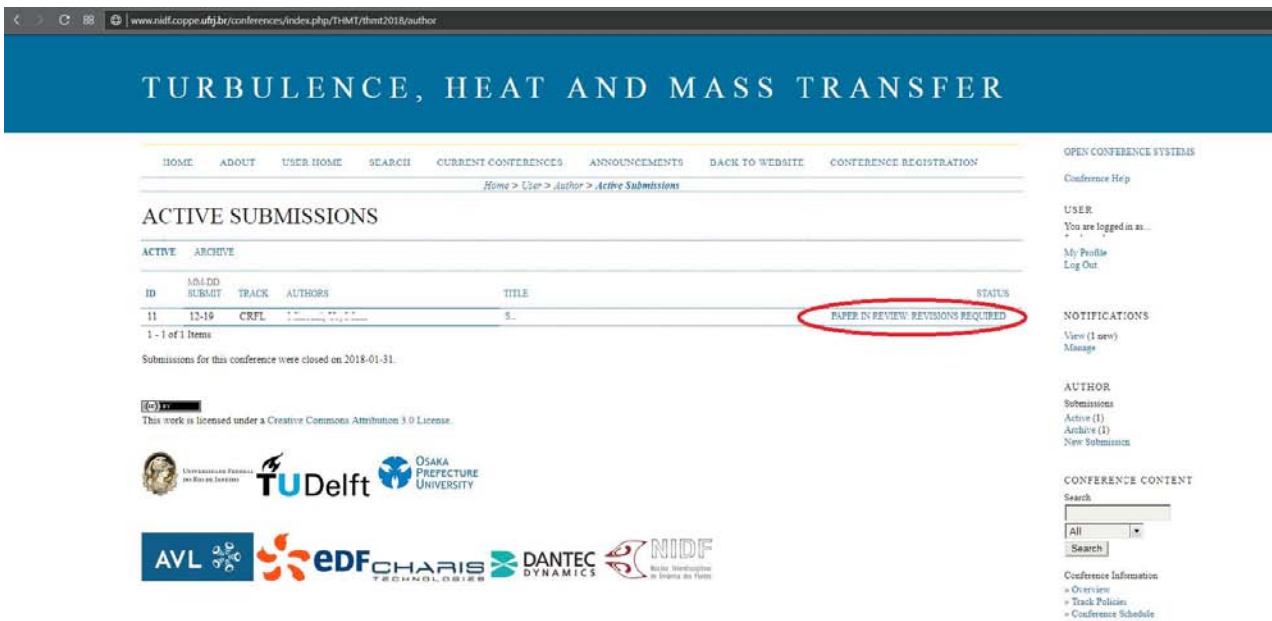


THMT-18's tutorial for the upload of new versions of expanded abstracts (4 pages) and full paper (12 pages)

1) Log into the system and click on the link with the number of active papers.



2) Click on the current status of your submission.



3) Click the button highlighted in red in the figure below to select the 4-page abstract file to be uploaded. Having selected the file, click on the upload button.

The screenshot shows a web browser window with the URL www.nidf.coppe.ufrj.br/conferences/index.php/THMT/htmt2018/author/submissionReview/11. The page title is "TURBULENCE, HEAT AND MASS TRANSFER". The main content area is titled "#11 REVIEW" and includes sections for "SUBMISSION", "PEER REVIEW", and "DIRECTOR DECISION".

In the "DIRECTOR DECISION" section, there is a table with the following data:

Decision	Revisions Required 2018-05-01
Notify Director	Director/Author Email Record 2018-05-01
Director Version	None
Author Version	None
Upload Author Version	Escolher arquivo Nenhum arquivo selecionado Upload

The "Escolher arquivo" button is circled in red. Below the table, there is a "LAYOUT" section with a table for "Gallery Format" and "Supplementary Files".

At the bottom of the page, there are logos for TU Delft, OSAKA PREFECTURE UNIVERSITY, AVL, EDF CHARIS, DANTEC DYNAMICS, and NIDF.

4) Repeat the operation to upload the full paper (up to 12 pages).

The screenshot shows a web browser window with the URL 146.164.170.153/ocs-1tests/index.php/conf01/conf01/author/submissionReview/64. The page title is "TURBULENCE, HEAT AND MASS TRANSFER". The main content area is titled "# REVIEW" and includes sections for "SUBMISSION", "PEER REVIEW", and "DIRECTOR DECISION".

In the "DIRECTOR DECISION" section, there is a table with the following data:

Decision	Accept Submission 2018-01-10
Notify Director	Director/Author Email Record 2018-01-10
Director Version	None
Author Version	None
Upload Author Version	Escolher arquivo Nenhum arquivo selecionado Upload

The "Escolher arquivo" button is circled in red. Below the table, there is a "LAYOUT" section with a table for "Gallery Format" and "Supplementary Files".

5) After the upload of both files is completed, click on the notify director icon (highlighted in red below) to communicate completion of the operation.

TURBULENCE, HEAT AND MASS TRANSFER

HOME ABOUT USER HOME SEARCH ARCHIVE ANNOUNCEMENTS SIBI HISTÓRICOS DO EVENTOS UFPE TESTE

Home > User > Author > Submissions > #12 > Review

REVIEW

SECONDARY REVIEW


SUBMISSION

Author: [Redacted]
Title: [Redacted]
Track: [Redacted]
Director: [Redacted]

PEER REVIEW

Review Version	64-47-3-08.DOCX	2018-01-10	
Initial		2018-01-10	
Last modified		2018-01-10	
Uploaded file		None	
Director Version		None	
Author Version	64-47-3-08.PDF	2018-03-08	
	64-47-3-08.PDF	2018-03-08	

DIRECTOR DECISION

Decision	Accept Submission	2018-01-10	
Notify Director	 Director/Author Email Record	2018-01-10	
Director Version			
Author Version	64-47-3-08.PDF	2018-03-08	DELETE
	64-47-3-08.PDF	2018-03-08	DELETE

Upload Author Version: Nenhum arquivo selecionado

LAYOUT

Gallery Format	FILE	None
Supplementary Files	FILE	None

TURBULENCE, HEAT AND MASS TRANSFER

HOME ABOUT USER HOME SEARCH ARCHIVE ANNOUNCEMENTS SIBI HISTÓRICOS DO EVENTOS UFPE TESTE

Home > User > Author > Submissions > Email

SEND EMAIL

To: [Redacted]
CC: [Redacted]
BCC: [Redacted]

Send a copy of this message to my address [my_email@ufpe.edu.br](#)

Attachments: Nenhum arquivo selecionado

From: [Redacted]
Subject: [Redacted]
Body: [Redacted]

paper title
Dear,
I have already loaded all versions.